


## 2016 Civic: Body Repair Information

### APPLIES TO

2016 Civic Model Series

**DISCLAIMER** : This publication contains a summary of body and vehicle technology that may affect collision and other body repairs. Always refer to the appropriate service information and body repair manual for complete repair information. A subscription may be purchased at [techinfo.honda.com](http://techinfo.honda.com).

### OVERVIEW OF BODY FEATURES



- Next-Generation Advanced Compatibility Engineering™ (ACE™) body structure.
- Body construction using extensive amounts of high-tensile-strength steel (HSS) and ultra-high-strength steel (UHSS - 980 MPa and higher).
- Weight saving 1,500 MPa steel center pillar stiffener and rear frame with soft zones for crash performance on 4-door models.
- Bolt-on resin composite lower front bulkhead assembly.
- Introduction of the Honda Sensing™ suite of advanced safety and driver-assistive technologies, including Adaptive Cruise Control with Low-Speed Follow, Lane Keeping Assist System, Road Departure Mitigation, and Collision Mitigation Braking System™ with pedestrian sensing capability.

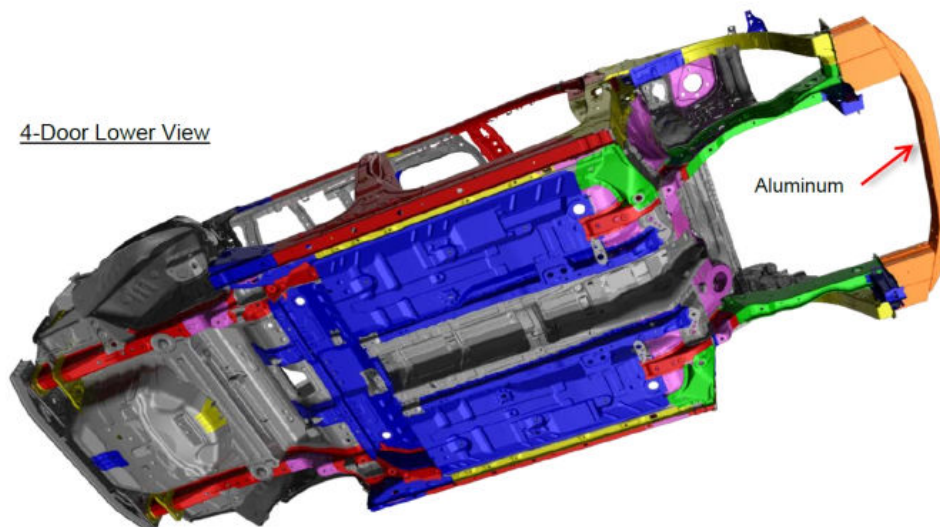
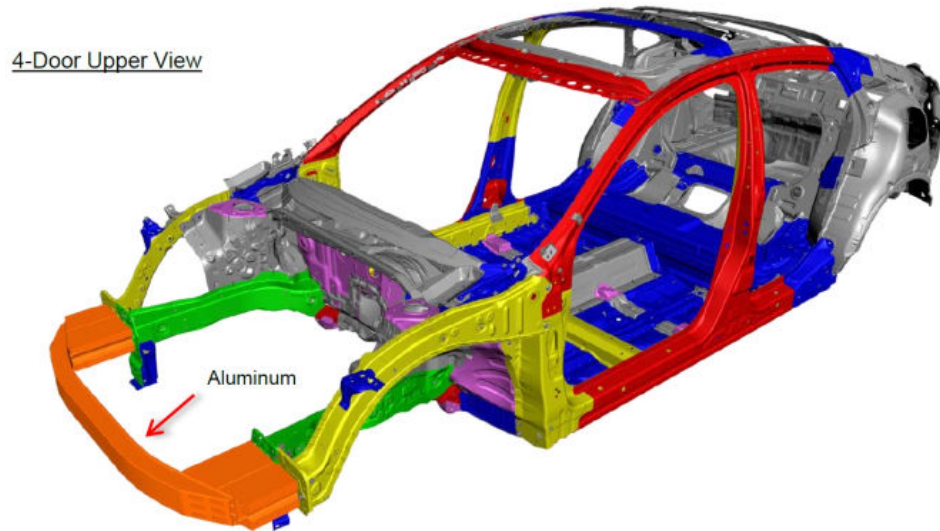
## BODY TECHNOLOGY

### BODY CONSTRUCTION AND HIGH-STRENGTH STEEL CONTENT (4-Door Models)

- Steel parts are color-coded based on their tensile strength in megapascals (MPa).
- High strength steel (HSS) is defined as any steel with a tensile strength of 340 MPa or higher.
- Ultra-high-strength steel (UHSS) is defined as any steel with a tensile strength of 980 MPa or higher.
- Steel repair and welding procedures vary depending on the tensile strength of the parts involved.

270 MPa
440 MPa
590 MPa
780 MPa
980 MPa
1,500 MPa

Steel Tensile Strength Legend

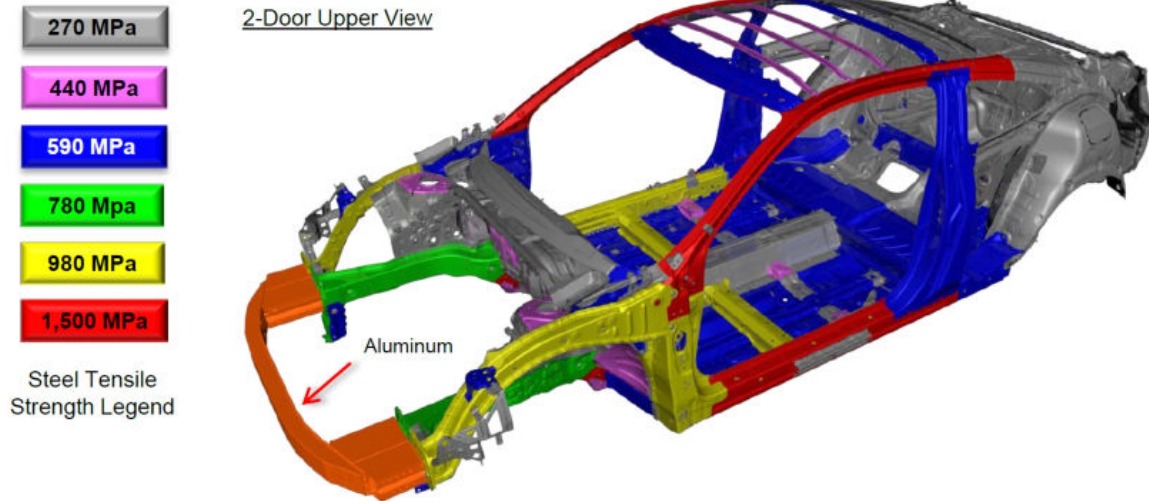


#### NOTE

These illustrations are for general reference only. Some body parts are constructed from multiple layers of different tensile strength steels. Always refer to the body repair manual body construction section for specific steel tensile strength information.

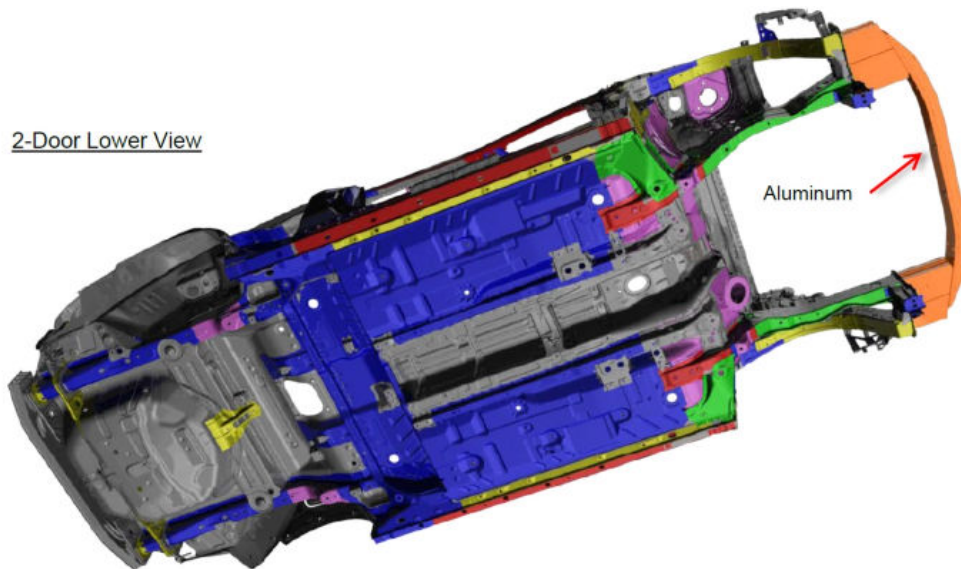
## BODY CONSTRUCTION AND HIGH-STRENGTH STEEL CONTENT (2-DOOR MODELS)

- Steel parts are color-coded based on their tensile strength in megapascals (MPa).
- High strength steel (HSS) is defined as any steel with a tensile strength of 340 MPa or higher.
- Ultra-high-strength steel (UHSS) is defined as any steel with a tensile strength of 980 MPa or higher.
- Steel repair and welding procedures vary depending on the tensile strength of the parts involved.



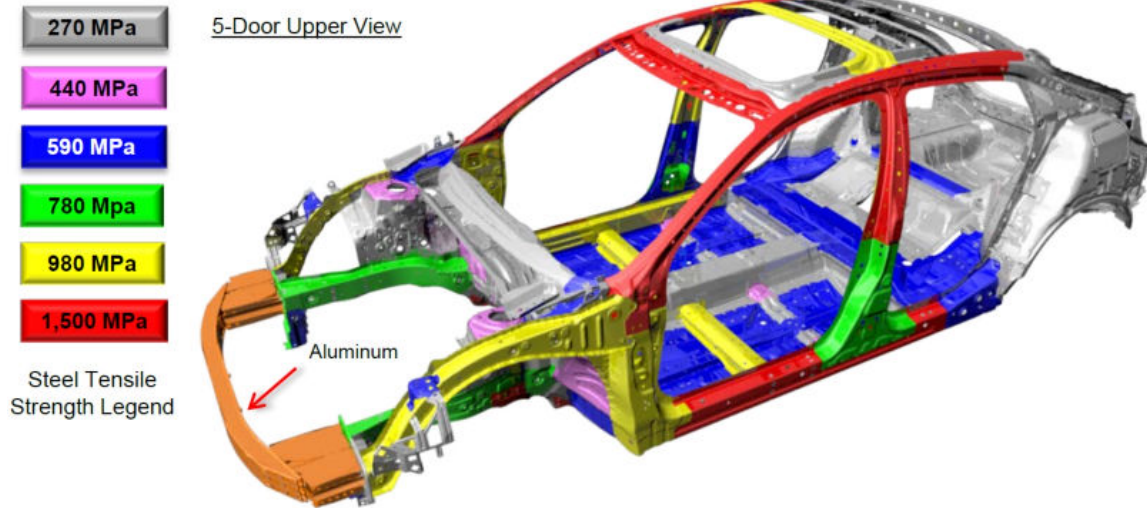
### NOTE

These illustrations are for general reference only. Some body parts are constructed from multiple layers of different tensile strength steels. Always refer to the body repair manual body construction section for specific steel tensile strength information.



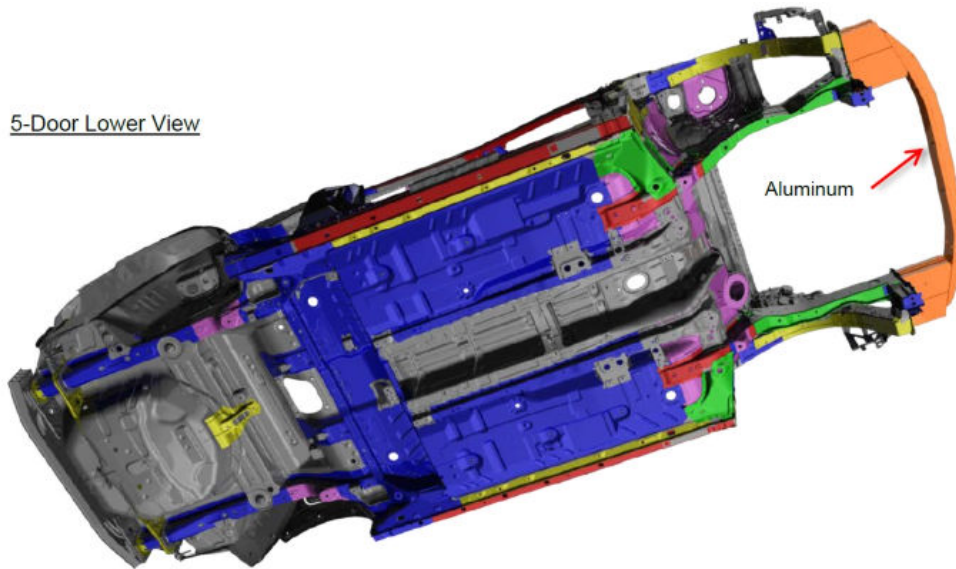
## BODY CONSTRUCTION AND HIGH-STRENGTH STEEL CONTENT (5-DOOR MODELS)

- Steel parts are color-coded based on their tensile strength in megapascals (MPa).
- High strength steel (HSS) is defined as any steel with a tensile strength of 340 MPa or higher.
- Ultra-high-strength steel (UHSS) is defined as any steel with a tensile strength of 980 MPa or higher.
- Steel repair and welding procedures vary depending on the tensile strength of the parts involved.



### NOTE

These illustrations are for general reference only. Some body parts are constructed from multiple layers of different tensile strength steels. Always refer to the body repair manual body construction section for specific steel tensile strength information.





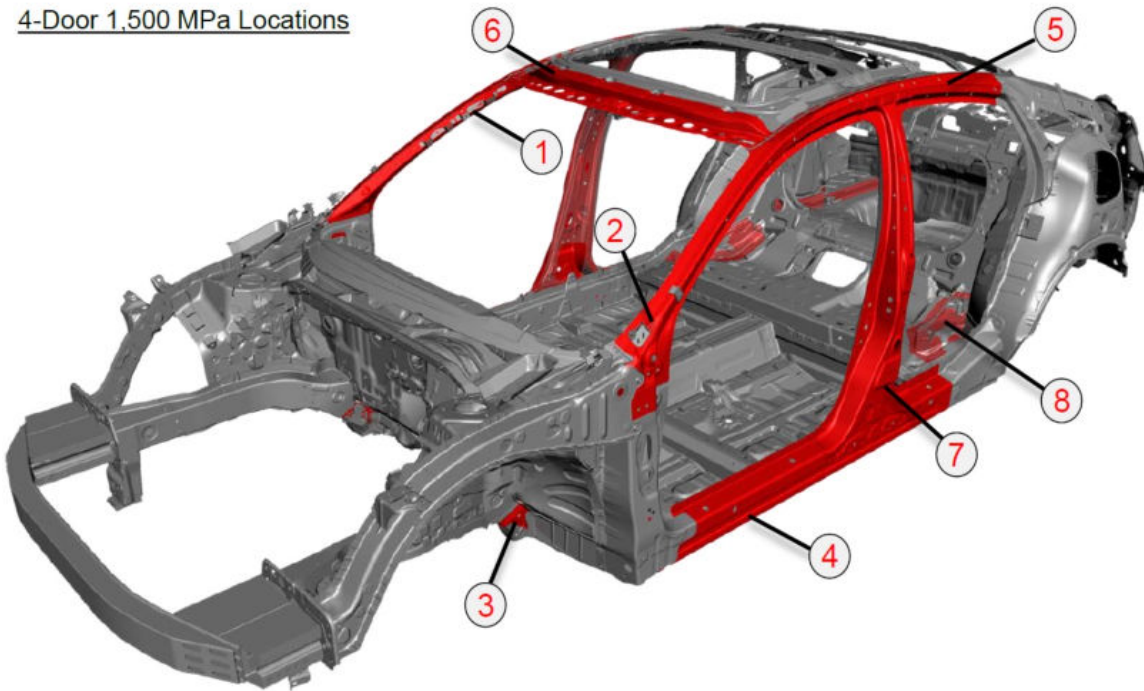
## 1,500 MPa (HOT STAMP) STEEL LOCATIONS

1,500 MPa steel is stronger than ordinary steel, so it can help protect vehicle occupants while reducing overall vehicle weight to improve fuel efficiency.

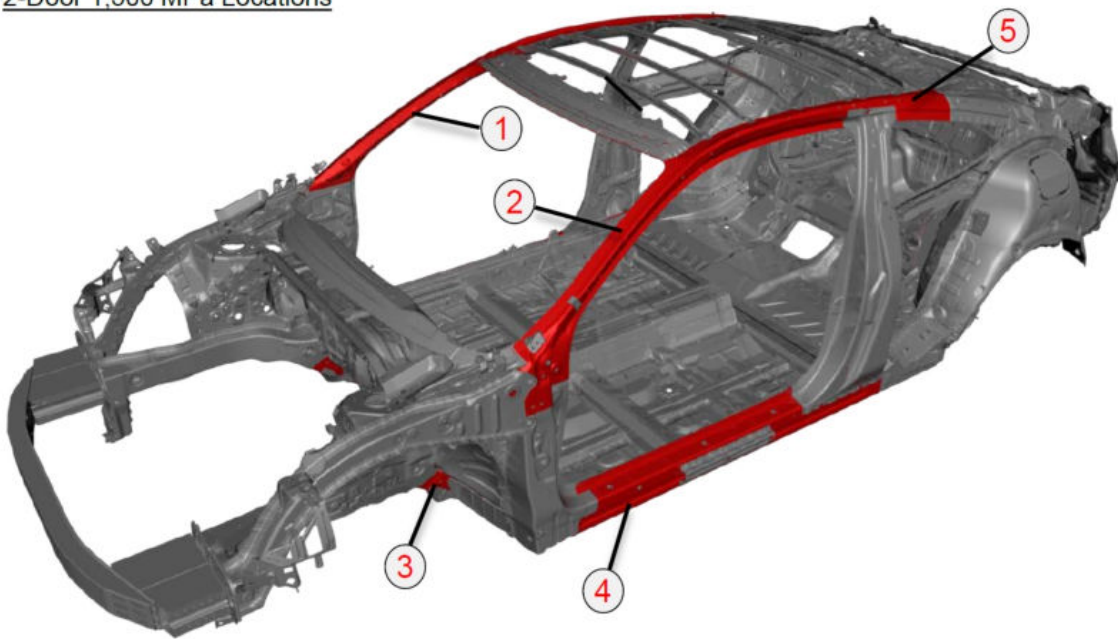
The numbered parts in the diagrams below are constructed of 1,500 MPa steel:

1. Front Inner Upper Pillar
2. Front Pillar Upper Stiffener
3. Front Side Frame Extension
4. Side Sill Reinforcement
5. Roof Side Stiffener
6. Roof Front Rail (4- and 5-Door only)
7. Center Pillar Stiffener (4- and 5-Door only)
8. Rear Frame (4-Door only)

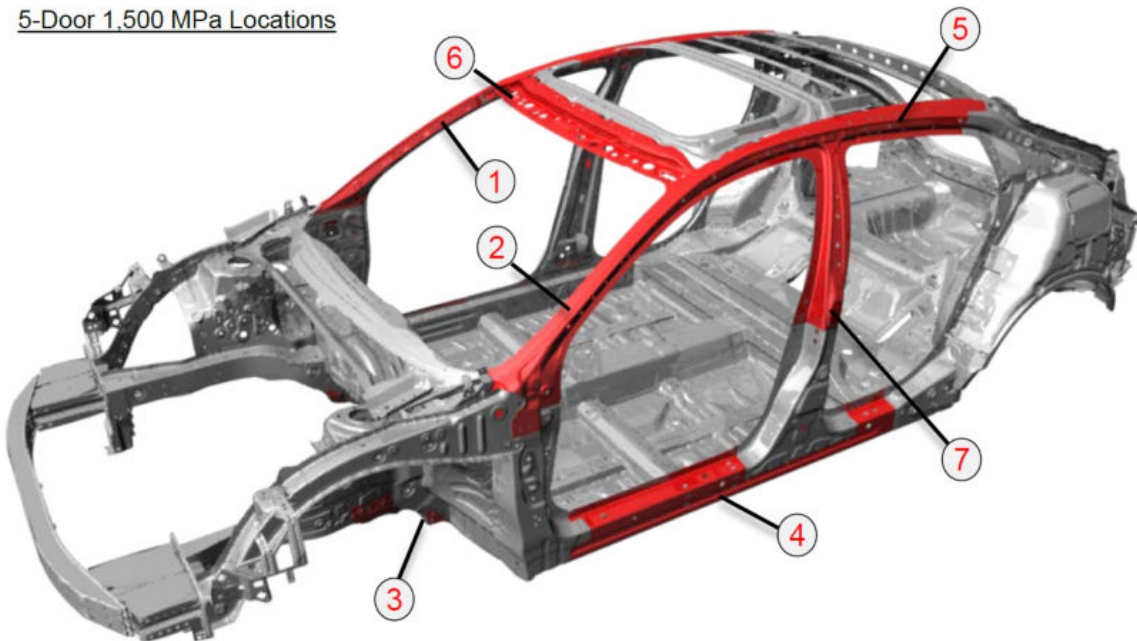
### 4-Door 1,500 MPa Locations



2-Door 1,500 MPa Locations



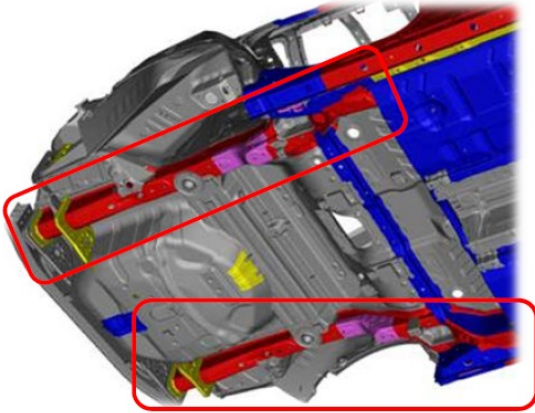
5-Door 1,500 MPa Locations



## 1,500 MPA STEEL REAR FRAME (4-DOOR MODELS)

4-door models use weight-saving 1,500 MPa steel rear frame rails with soft zones for impact crush control.

- If rear frame damage is suspected, measure the **entire** vehicle using a three-dimensional measuring system.
- If the rear frame is damaged, replace the affected rear frame(s) as a complete assembly only.
- The traditional replacement of only the rear portion of the frame (Rear Frame B) is **not** possible because the 1,500 MPa rear frame **cannot be sectioned**.
- For further repair information, refer to *Rear Floor/Rear Frame Replacement* in the service information.

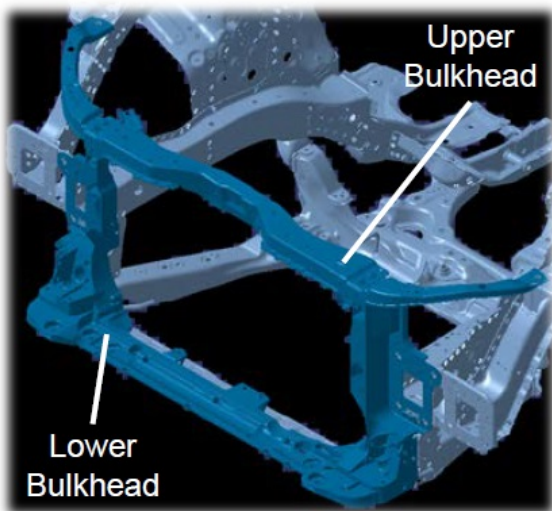


1,500 MPa Steel Rear Frame Rails

## RESIN COMPOSITE FRONT BULKHEAD

This vehicle has a lower bulkhead assembly constructed of resin composite material.

- The upper bulkhead frame is constructed of 270 MPa mild steel.
- The front upper and lower bulkheads are only sold as a complete assembly.
- The bulkhead design improves engine compartment access during factory assembly and service.
- The cooling fans, radiator, A/C condenser, hood lock, outside air temperature sensor, and related piping/components are attached to the front bulkhead.
- The bulkhead is attached to the body with 20 bolts.
- A damaged bulkhead must be replaced.
- For more information, refer to *Front Bulkhead Replacement* in the service information.



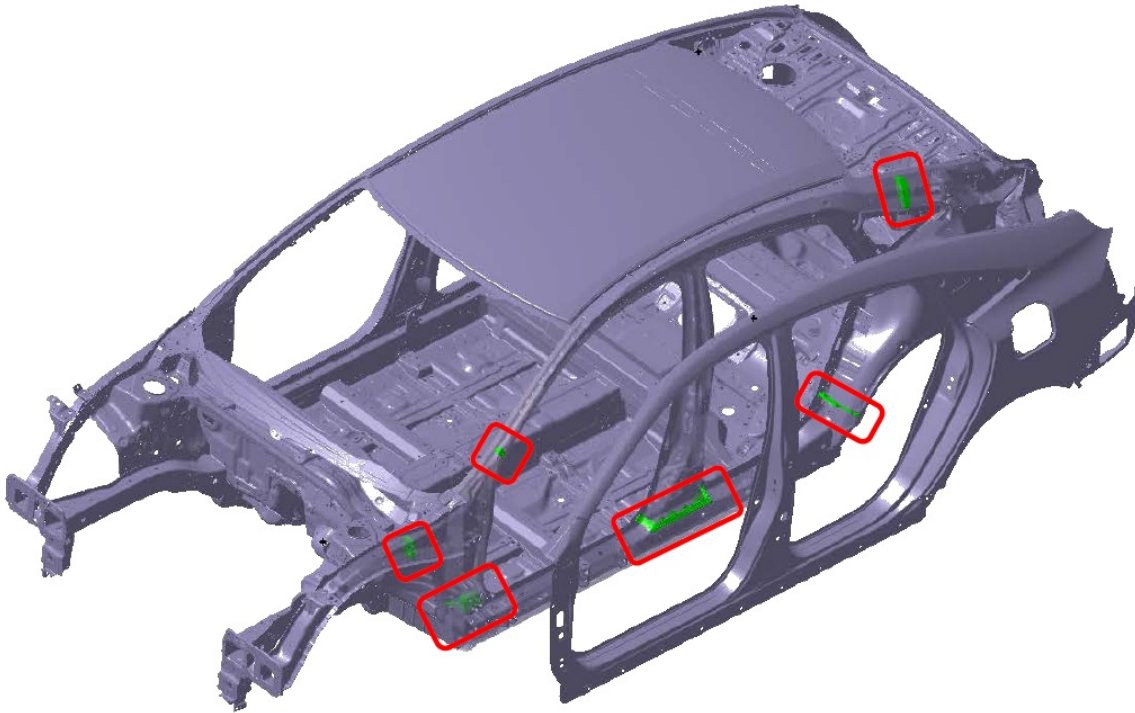
Resin Composite Front Bulkhead



## ACOUSTIC SEPARATOR LOCATIONS

A combination of molded, extruded, and tape acoustic separators are applied in various body locations.

- These are applied within the body pillars.
- They are designed to block the noise paths into the cabin from hollow body cavities.
- Repairs are similar to previous models using commercially available products.
- Refer to the Replacement section of the service information for specific procedures.



4-Door Separator Locations Shown – Other Models Similar