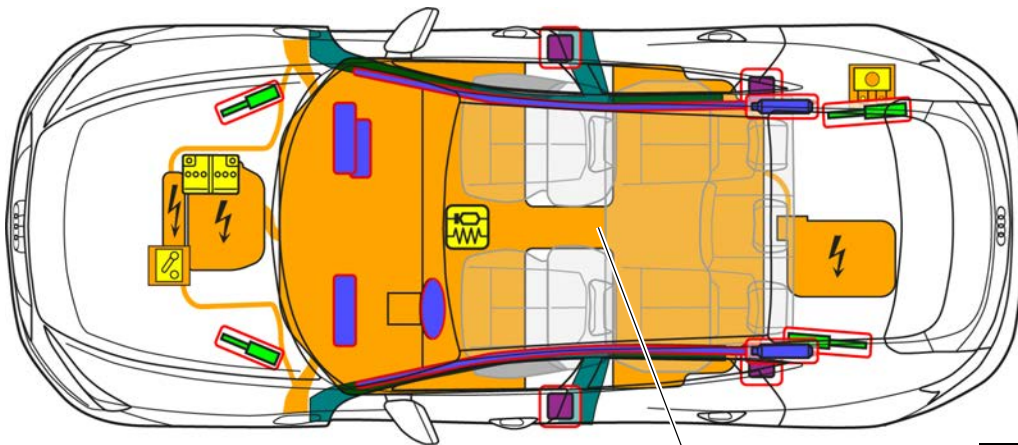




# Audi e-tron GT

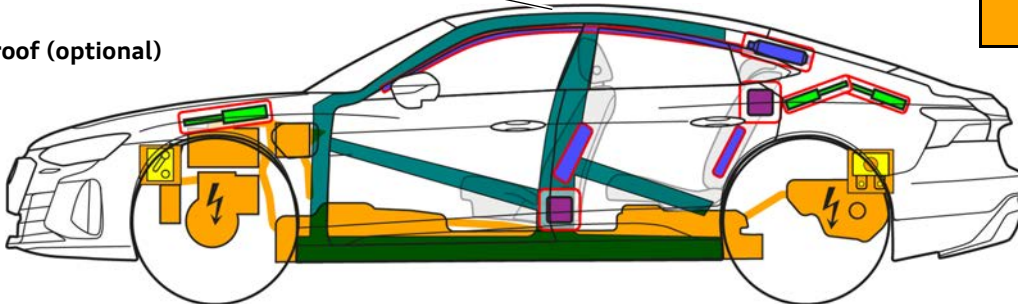
5-door model, as of 2020



**C**

Carbon roof (optional)

800 V  
LI ION



**Note:** The illustration shows the maximum possible range of equipment.

	Airbag		Stored gas inflator		Seat belt pretensioner		SRS control unit		Pedestrian protection active system
	Automatic roll-over protection system		Gas strut / preloaded spring		High-strength zones		Special attention		
	Battery, low-voltage		Ultra-capacitor, low-voltage		Fuel tank		Gas tank		Safety valve
	Battery, high-voltage		High voltage cable		High voltage separator		Fuse box, disabling high-voltage system		High voltage ultra-capacitor
	High voltage separator to low voltage		Fuse box, disabling high voltage to low voltage		High voltage component		Carbon structure		



# Audi e-tron GT

5-door model, as of 2020

## 1. Identification / recognition



The electric motor is silent. The indicator on the left of the instrument cluster (power meter) indicates whether the electric drive is switched "OFF" or "READY" for operation.

Logo

Charging socket at both sides of the car



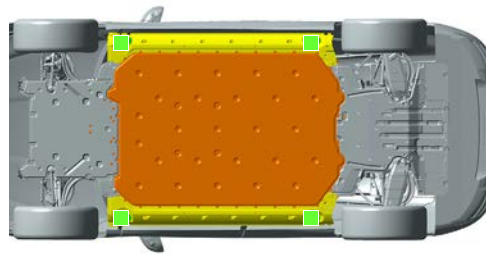
## 2. Immobilization / stabilization / lifting

Immobilize the vehicle

Press the Park button "P".



Lifting points



Suitable lifting points

High voltage battery

Turn off the ignition (power meter display "OFF")



Press the START-STOP button without depressing the brake pedal



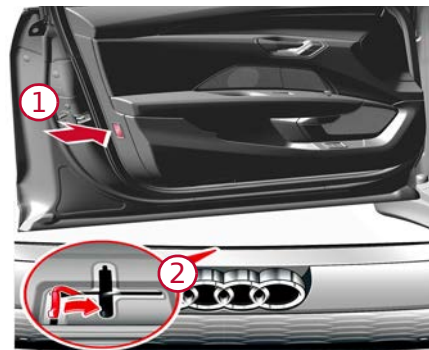
## 3. Disable direct hazards / safety regulations

Deactivate the high voltage system



Option 1: (Separation point in engine compartment)

Press the button on the end face of the door  
Release the bonnet



Remove the cover  
Release separation point



Pull out the red tab

Pull out the black connector



# Audi e-tron GT


5-door model, as of 2020



Option 2: (Fuse in luggage compartment)  
Remove the side panel trim



Pull out the fuse



Do not touch, cut or open high voltage components or the high-voltage battery.  
Wear suitable safety equipment.

In the event of an accident in which the airbags are deployed, the high-voltage system will be automatically deactivated.  
The high-voltage system is de-energised approx. 20 seconds after deactivation.


## Disconnect the 12-volt battery



Remove the cover



Disconnect the negative terminal



## Separate from the charging station (emergency release)

Open the door

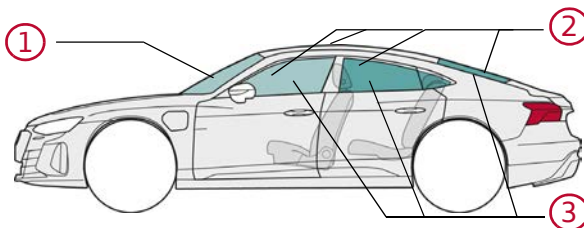
Pull the knob



Disconnect the charging connector



## 4. Access to the occupants



Glass types:

- ① Composite safety glass
- ② Single-layer safety glass
- ③ Side and rear windows, optionally composite safety glass

## 5. Stored energy / liquids / gases / solids



800V





# Audi e-tron GT

5-door model, as of 2020



12V lithium iron phosphate battery



There is a risk of a thermal reaction in the lithium batteries if coolant escapes from the battery cooling system or in case of damage. Monitor the temperature of the lithium batteries.



## 6. In case of fire



Lithium batteries can self-ignite spontaneously or after a delay in the event of damage or incorrect use, and can re-ignite after a fire has been suppressed. Wear suitable safety equipment.



## 7. In case of submersion

After recovering the vehicle from the water, deactivate the high-voltage system (see Section 3) and allow the water to drain off. Wear suitable safety equipment.

## 8. Towing / transportation / storage



Lithium-ion batteries can self-ignite, or re-ignite after a fire has been extinguished.



If the vehicle has been involved in an accident or if the HV battery is damaged or unstable: Deactivate the high-voltage system (see Section 3). Park the vehicle at a safe distance, at least 5 m, from buildings and other vehicles (quarantine area).



Do not tow a vehicle that has been involved in an accident on its drive axles.



## 9. Important additional information

## 10. Explanation of pictograms used

Flammable	Explosive	Caustic, skin irritant	Hazardous to human health	Environmental hazard	Electric vehicle	High voltage warning	Attention, danger
	<b>LI ION</b>						
Use lots of water to extinguish the fire	Lithium-ion battery	Dangerous voltage	Release the bonnet	Unlock luggage compartment	Use thermal infrared camera	Remove smart key	